



TaskLighting



2345 N. Ernie Krueger Circle • Waukegan, IL 60087

847.249.5970 • AFXinc.com



UCFL15





As we have for over **75 years**, we offer a diverse and evolving array of energy-efficient and affordable lighting solutions for commercial and residential spaces.

AFX, a pioneer in undercabinet lighting, takes task lighting usability to the next level. The ground-breaking Noble Pro Series allows for selection of preferred color light levels with its color light option switch, in three color light outputs - 2700K (warm), 3000K (neutral) or 4000K (bright white). Just another way AFX is expanding the boundaries of task lighting.

AFX task lights are available in LED, Fluorescent and Xenon technology. Hardwire, plug-n-go and linkability are just some of the function features you can expect to find. Performance features such as dimmability, long-life LEDs and a rear access panel for quick and easy wiring installation can be found on select LED models. Choose from a variety of colors and lengths to suit application needs. At AFX we continually strive to offer the best options and performance features on the market today!



| | |
|-------------------------------------|-----|
| Noble Pro/NLLP series LED | 4-5 |
| Noble/NLL2 series LED | 6 |
| T5L series LED | 7 |
| T8 series Fluorescent | 8 |
| T5 series Fluorescent | 9 |
| NXL series Xenon | 10 |
| accessories/dimmers | 11 |



LED
Noble Pro
NLLP series

3in1
color
temperature

2700K



3000K



4000K



The Noble Pro series task light features an on-board color selection switch which allows you to choose from three color temperatures, 2700K, 3000K or 4000K. Performance features include: 90+ CRI that meets Title 24 compliance, 50,000 hour LED life and linkability up to 200 watts. A convenient rear access plate allows for quick wiring without opening up the fixture. Other features include a lightweight aluminum body, captive screws for easy installation, multiple lengths and dimmability.



- Plug-in or direct wire
- Linkable up to 200 watts with 12" connecting cable or direct wire
- Selectable switch - choose 1 of 3 color temperature levels: 2700K, 3000K or 4000K
- Dimmable with TRIAC wall dimmer (see page 11)
- White polycarbonate diffuser hides LEDs
- Title 24 compliant
- Fully integrated LEDs with separate driver
- ≥ 90 CRI
- 50,000 hour LED life
- Hi-Low switch
- Rear access plate for quick wire connections
- Captive mounting screws
- Includes: connecting cable, cord & plug, direct connector & hardwire connector
- Extruded aluminum construction
- Low profile - 1" height
- Available lengths: 9", 14", 22", 32", 40"

Available colors:



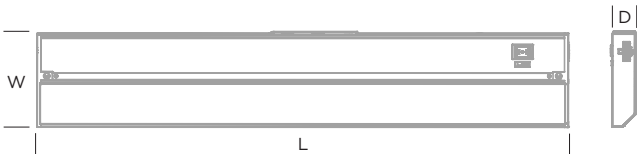
Brushed Aluminum




Oil-Rubbed Bronze



White




Accessories



Order separately, see page 11.

| Ordering Information | | | | Specifications | | | | | | | |
|----------------------|----------|-------------------|------------------|-----------------|--------|------|------|------|-----|--------|----|
| Size | White | Oil-Rubbed Bronze | Brushed Aluminum | Type | Lumens | | | *LPW | L | W | D |
| 9 in. | NLLP9WH | NLLP9RB | NLLP9BA | 4.6W SMT-Array | 259 | 290 | 384 | 63 | 9" | 3-3/4" | 1" |
| 14 in. | NLLP14WH | NLLP14RB | NLLP14BA | 6.7W SMT-Array | 384 | 437 | 442 | 65 | 14" | 3-3/4" | 1" |
| 22 in. | NLLP22WH | NLLP22RB | NLLP22BA | 10.7W SMT-Array | 656 | 746 | 755 | 69 | 22" | 3-3/4" | 1" |
| 32 in. | NLLP32WH | NLLP32RB | NLLP32BA | 14.4W SMT-Array | 927 | 1022 | 1023 | 70 | 32" | 3-3/4" | 1" |
| 40 in. | NLLP40WH | NLLP40RB | NLLP40BA | 18W SMT-Array | 1170 | 1302 | 1310 | 72 | 40" | 3-3/4" | 1" |

*LPW based on 3000K color temperature



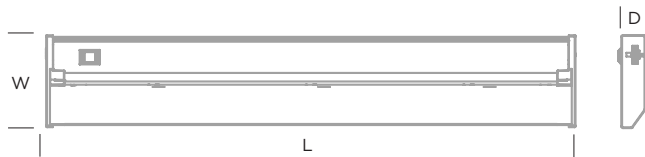
LED
Noble
NLL2 series

Our Noble series task light with the performance features you desire, like 50,000 LED lamp life, 3000K color temp, 80+ CRI and full dimmability. A convenient rear access plate allows for quick wiring without opening up the fixture. Other features include a lightweight aluminum body with captive screws for easy installation. Offered in multiple lengths to meet your undercabinet needs.



- Plug-in or direct wire
- Linkable up to 200 watts with 12" connecting cable or direct wire
- 3000K color temperature
- Dimmable with TRIAC wall dimmer (see page 11)
- White polycarbonate diffuser hides LEDs
- Fully integrated LEDs with separate driver
- ≥ 80 CRI
- 50,000 hour LED life
- Hi-Low switch
- Rear access plate for quick wire connections
- Captive mounting screws
- Includes: connecting cable, cord & plug, direct connector & hardwire connector
- Extruded aluminum construction
- Low profile - 1" height
- Available lengths: 9", 14", 22", 32", 40"

Available colors:



| Ordering Information | | | | Specifications | | | | | | |
|----------------------|----------|-------------------|------------------|----------------|-----------|------|----|-----|--------|----|
| Size | White | Oil-Rubbed Bronze | Brushed Aluminum | Type | Lumens | LPW | L | W | D | |
| 9 in. | NLL9WH2 | NLL9RB2 | NLL9BA2 | 5W | SMT-Array | 310 | 62 | 9" | 3-3/4" | 1" |
| 14 in. | NLL14WH2 | NLL14RB2 | NLL14BA2 | 7.3W | SMT-Array | 487 | 66 | 14" | 3-3/4" | 1" |
| 22 in. | NLL22WH2 | NLL22RB2 | NLL22BA2 | 11.7W | SMT-Array | 761 | 65 | 22" | 3-3/4" | 1" |
| 32 in. | NLL32WH2 | NLL32RB2 | NLL32BA2 | 16W | SMT-Array | 1026 | 64 | 32" | 3-3/4" | 1" |
| 40 in. | NLL40WH2 | NLL40RB2 | NLL40BA2 | 20.1W | SMT-Array | 1332 | 66 | 40" | 3-3/4" | 1" |

Accessories

Included

Additional

Order separately, see page 11.

Diffuser
properties
soften LEDs!


LED
T5L
T5L series

Our most affordable general purpose LED task light with features found on higher end models. LEDs are hidden by a diffuser that disperses the light for a smooth even output. Features include 50,000 hour LED life, 80+ CRI and dimmability. Convenient knockouts for ease in installation.



- Direct wire
- Hardwire only
- 3000K color temperature
- Dimmable with TRIAC wall dimmer (see page 11)
- White polycarbonate diffuser hides LEDs
- Fully integrated LEDs with separate driver
- ≥ 80 CRI
- 50,000 hour LED life
- On/off switch
- Multiple knockouts conveniently located
- Includes hardwire connector
- Stamped steel construction
- Low profile - 1-1/8" height
- Available lengths: 12", 18", 21", 24", 33", 42"

Available colors:



Accessories

Included

| Ordering Information | | | | Specifications | | | | | | |
|----------------------|----------|-------------------|--|----------------|-----------|------|----|-----|--------|--------|
| Size | White | Oil-Rubbed Bronze | | Type | Lumens | LPW | L | W | D | |
| 12 in. | T5L12RWH | T5L12RRB | | 5W | SMT-Array | 315 | 63 | 12" | 3-1/2" | 1-1/8" |
| 18 in. | T5L18RWH | T5L18RRB | | 7.5W | SMT-Array | 520 | 69 | 18" | 3-1/2" | 1-1/8" |
| 21 in. | T5L21RWH | T5L21RRB | | 8.5W | SMT-Array | 570 | 67 | 21" | 3-1/2" | 1-1/8" |
| 24 in. | T5L24RWH | T5L24RRB | | 9W | SMT-Array | 630 | 70 | 24" | 3-1/2" | 1-1/8" |
| 33 in. | T5L33RWH | T5L33RRB | | 13.5W | SMT-Array | 950 | 70 | 33" | 3-1/2" | 1-1/8" |
| 42 in. | T5L42RWH | T5L42RRB | | 16.5W | SMT-Array | 1150 | 69 | 42" | 3-1/2" | 1-1/8" |



Fluorescent
T8

T8 series

Traditional fluorescent task light utilizes T8 energy-saving lamps. Powered by an electronic ballast for instant-on lighting and quiet operation. This series can be ordered with an on/off switch and convenience outlet.



- Direct wire
- 120V electronic ballast
- Optional on-off switch/convenience outlet
- Multiple knockouts conveniently located
- Includes hardwire connector
- Smooth white diffuser
- Sturdy steel construction
- Uses T8 lamps
- Pre-heat options available
- Moderate profile - 1-3/8" height
- Available lengths: 18", 24", 36", 48"

Accessories

Included



Hardwire Connector

| Ordering Information | | | Specifications | | | |
|----------------------|------------------------|----------------|----------------|-----|----|--------|
| Size | Includes Outlet/Switch | | Type | L | W | D |
| 18 in. | T8U15 | | (1) F15T8 | 18" | 4" | 1-3/8" |
| 24 in. | T8U17 | T8U17RCO | (1) F17T8 | 24" | 4" | 1-3/8" |
| 36 in. | T8U25 | T8U25RCO | (1) F25T8 | 36" | 4" | 1-3/8" |
| 48 in. | T8U32 | T8U32RCO | (1) F32T8 | 48" | 4" | 1-3/8" |
| Ordering Information | | | Specifications | | | |
| Size | Pre-Heat | Pre-Heat/Lamps | Type | L | W | D |
| 18 in. | T8U15PH | T8U15PHRT | (1) F15T8 | 18" | 4" | 1-3/8" |



Convenience
outlet option!



Available color:



White



Available color:



White

Accessories

Included



Hardwire Connector

| Ordering Information | | | Specifications | | | |
|----------------------|-----------------------|----------|---------------------|---------|--------|--------|
| Nominal Size | Includes Lamps/Switch | | Type | L | W | D |
| 12 in. | T5U108 | T5U108RT | (1) F8T5 | 12-3/8" | 3-5/8" | 1-1/4" |
| 21 in. | T5U113 | T5U113RT | (1) F13T5 | 21-3/8" | 3-5/8" | 1-1/4" |
| 24 in. | T5U208 | T5U208RT | (2) F8T5 | 24-3/8" | 3-5/8" | 1-1/4" |
| 34 in. | T5U138 | T5U138RT | (1) F13T5, (1) F8T5 | 34-3/8" | 3-5/8" | 1-1/4" |
| 42 in. | T5U213 | T5U213RT | (2) F13T5 | 42-3/8" | 3-5/8" | 1-1/4" |



T5 energy
saving lamps!

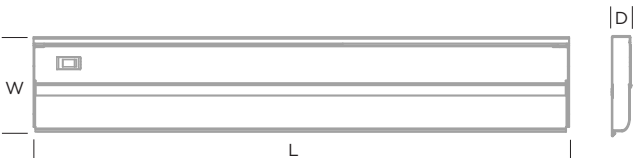
Fluorescent
T5

T5 series

Low profile fluorescent task light utilizes higher output/lower wattage T5 energy-saving lamps. Powered by an electronic ballast for instant-on lighting and quiet operation. This series can be ordered with an on/off switch and lamps included.




- Direct wire
- 120V electronic ballast
- Optional on-off switch/lamps (4100K)
- Multiple knockouts conveniently located
- Includes hardware connector
- Smooth white diffuser
- Sturdy steel construction
- Uses T5 lamps
- Low profile - 1-1/4" height
- Available lengths: 12", 21", 24", 34", 42"



Xenon
NXL


NXL series

Premium Xenon task light in a low profile design. With hardwire, plug-in, and linkable features to adapt to your task lighting needs. Link up to 560 watts. Comes complete with cord & plug, connecting cord, direct connect and hardwire fitting for installation ease. 5,000 hour, 20 watt bi-pin lamps are included. Three color choices and 5 lengths to fit your application.



- Plug-in or direct wire
- Linkable with 12" connecting cable or direct connect up to 560 watts
- 5,000 hour, 20 watt bi-pin lamps included (2700K)
- Dimmable with standard 600 watt wall dimmer
- Tempered frosted glass diffuser
- Multiple back and top knockouts
- Push-in wire connectors for easy wiring
- Includes: connecting cable, cord & plug, direct connector & hardwire connector
- Captive mounting screws
- Sturdy steel construction
- Low profile - 1" height
- Available lengths: 8", 14", 22", 32", 40"

Accessories



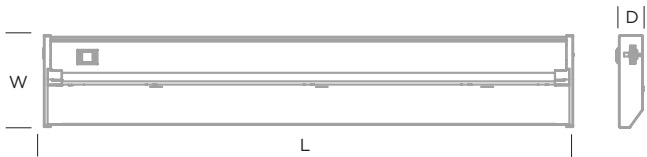
| Ordering Information | | | | Specifications | | | |
|----------------------|----------|----------|-----------|----------------------|-----|--------|----|
| Size | White | Bronze | Stainless | Type 120V | L | W | D |
| 8 in. | NXL120WH | NXL120RB | NXL120SS | (1) 20W Xenon Bi-Pin | 8" | 3-3/4" | 1" |
| 14 in. | NXL220WH | NXL220RB | NXL220SS | (2) 20W Xenon Bi-Pin | 14" | 3-3/4" | 1" |
| 22 in. | NXL320WH | NXL320RB | NXL320SS | (3) 20W Xenon Bi-Pin | 22" | 3-3/4" | 1" |
| 32 in. | NXL420WH | NXL420RB | NXL420SS | (4) 20W Xenon Bi-Pin | 32" | 3-3/4" | 1" |
| 40 in. | NXL520WH | NXL520RB | NXL520SS | (5) 20W Xenon Bi-Pin | 40" | 3-3/4" | 1" |



Linkable!



Available colors:



Additional Accessories
Noble Pro / Noble Series / NXL Series

- White
- XLCP60WH
 - 60" Cord & Plug
 - XLHBWH
 - Hardwire Box
 - XLCC24WH
 - 24" Interconnect Cord
 - XLCC36WH
 - 36" Interconnect Cord
 - XLCC48WH
 - 48" Interconnect Cord
 - XLCC72WH
 - 72" Interconnect Cord

- Black
- XLCP60BL
 - 60" Cord & Plug
 - XLHBBL
 - Hardwire Box
 - XLCC24BL
 - 24" Interconnect Cord
 - XLCC36BL
 - 36" Interconnect Cord
 - XLCC48BL
 - 48" Interconnect Cord
 - XLCC72BL
 - 72" Interconnect Cord

- XLC-Clip
- Clear cord clip with screws (4 pieces)

Compatible Dimmers
for Noble Pro / Noble Series / T5L

| Brand | Model # |
|----------|--|
| Cooper | 6013W |
| Leviton | 6633, 6681, 6621-WWP, 6631-WWP |
| Lutron® | TG-600P, TG-603P, AY600P, MACL153MH, SELV-300P |
| Legrand® | T600WV, WS700TCCCVG |





TaskLighting



2345 N. Ernie Krueger Circle • Waukegan, IL 60087

847.249.5970 • AFXinc.com



UCFL15





As we have for over 75 years, we offer a diverse and evolving array of energy-efficient and affordable lighting solutions for commercial and residential spaces.

AFX, a pioneer in undercabinet lighting, takes task lighting usability to the next level. The ground-breaking Noble Pro Series allows for selection of preferred color light levels with its color light option switch, in three color light outputs - 2700K (warm), 3000K (neutral) or 4000K (bright white). Just another way AFX is expanding the boundaries of task lighting.

AFX task lights are available in LED, Fluorescent and Xenon technology. Hardwire, plug-n-go and linkability are just some of the function features you can expect to find. Performance features such as dimmability, long-life LEDs and a rear access panel for quick and easy wiring installation can be found on select LED models. Choose from a variety of colors and lengths to suit application needs. At AFX we continually strive to offer the best options and performance features on the market today!



| | |
|-----------------------|-----|
| Noble Pro/NLLP series | 4-5 |
| LED | |
| Noble/NLL2 series | 6 |
| LED | |
| T5L series | 7 |
| LED | |
| T8 series | 8 |
| Fluorescent | |
| T5 series | 9 |
| Fluorescent | |
| NXL series | 10 |
| Xenon | |
| accessories/dimmers | 11 |



LED
Noble Pro
NLLP series

3in1
color
temperature


2700K



3000K



4000K



The Noble Pro series task light features an on-board color selection switch which allows you to choose from three color temperatures, 2700K, 3000K or 4000K. Performance features include: 90+ CRI that meets Title 24 compliance, 50,000 hour LED life and linkability up to 200 watts. A convenient rear access plate allows for quick wiring without opening up the fixture. Other features include a lightweight aluminum body, captive screws for easy installation, multiple lengths and dimmability.



- Plug-in or direct wire
- Linkable up to 200 watts with 12" connecting cable or direct wire
- Selectable switch - choose 1 of 3 color temperature levels: 2700K, 3000K or 4000K
- Dimmable with TRIAC wall dimmer (see page 11)
- White polycarbonate diffuser hides LEDs
- Title 24 compliant
- Fully integrated LEDs with separate driver
- ≥ 90 CRI
- 50,000 hour LED life
- Hi-Low switch
- Rear access plate for quick wire connections
- Captive mounting screws
- Includes: connecting cable, cord & plug, direct connector & hardwire connector
- Extruded aluminum construction
- Low profile - 1" height
- Available lengths: 9", 14", 22", 32", 40"

Available colors:



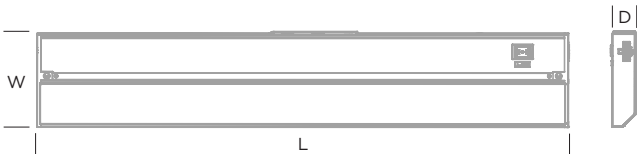
Brushed Aluminum



Oil-Rubbed Bronze



White




Accessories



Order separately, see page 11.

| Ordering Information | | | | Specifications | | | | | | | |
|----------------------|----------|-------------------|------------------|-----------------|--------|------|------|------|-----|--------|----|
| Size | White | Oil-Rubbed Bronze | Brushed Aluminum | Type | Lumens | | | *LPW | L | W | D |
| 9 in. | NLLP9WH | NLLP9RB | NLLP9BA | 4.6W SMT-Array | 259 | 290 | 384 | 63 | 9" | 3-3/4" | 1" |
| 14 in. | NLLP14WH | NLLP14RB | NLLP14BA | 6.7W SMT-Array | 384 | 437 | 442 | 65 | 14" | 3-3/4" | 1" |
| 22 in. | NLLP22WH | NLLP22RB | NLLP22BA | 10.7W SMT-Array | 656 | 746 | 755 | 69 | 22" | 3-3/4" | 1" |
| 32 in. | NLLP32WH | NLLP32RB | NLLP32BA | 14.4W SMT-Array | 927 | 1022 | 1023 | 70 | 32" | 3-3/4" | 1" |
| 40 in. | NLLP40WH | NLLP40RB | NLLP40BA | 18W SMT-Array | 1170 | 1302 | 1310 | 72 | 40" | 3-3/4" | 1" |

*LPW based on 3000K color temperature



LED Noble

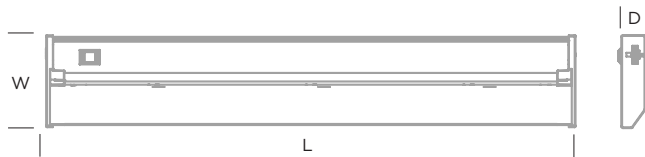
NLL2 series

Our Noble series task light with the performance features you desire, like 50,000 LED lamp life, 3000K color temp, 80+ CRI and full dimmability. A convenient rear access plate allows for quick wiring without opening up the fixture. Other features include a lightweight aluminum body with captive screws for easy installation. Offered in multiple lengths to meet your undercabinet needs.



- Plug-in or direct wire
- Linkable up to 200 watts with 12" connecting cable or direct wire
- 3000K color temperature
- Dimmable with TRIAC wall dimmer (see page 11)
- White polycarbonate diffuser hides LEDs
- Fully integrated LEDs with separate driver
- ≥ 80 CRI
- 50,000 hour LED life
- Hi-Low switch
- Rear access plate for quick wire connections
- Captive mounting screws
- Includes: connecting cable, cord & plug, direct connector & hardwire connector
- Extruded aluminum construction
- Low profile - 1" height
- Available lengths: 9", 14", 22", 32", 40"

Available colors:



| Ordering Information | | | | Specifications | | | | | | |
|----------------------|----------|-------------------|------------------|-----------------|--------|-----|-----|--------|----|--|
| Size | White | Oil-Rubbed Bronze | Brushed Aluminum | Type | Lumens | LPW | L | W | D | |
| 9 in. | NLL9WH2 | NLL9RB2 | NLL9BA2 | 5W SMT-Array | 310 | 62 | 9" | 3-3/4" | 1" | |
| 14 in. | NLL14WH2 | NLL14RB2 | NLL14BA2 | 7.3W SMT-Array | 487 | 66 | 14" | 3-3/4" | 1" | |
| 22 in. | NLL22WH2 | NLL22RB2 | NLL22BA2 | 11.7W SMT-Array | 761 | 65 | 22" | 3-3/4" | 1" | |
| 32 in. | NLL32WH2 | NLL32RB2 | NLL32BA2 | 16W SMT-Array | 1026 | 64 | 32" | 3-3/4" | 1" | |
| 40 in. | NLL40WH2 | NLL40RB2 | NLL40BA2 | 20.1W SMT-Array | 1332 | 66 | 40" | 3-3/4" | 1" | |

Accessories

Included

Additional

24", 36", 48", 60", 72" Connecting Cable Available in White or Black

Order separately, see page 11.

Diffuser properties soften LEDs!

LED T5L


T5L series

Our most affordable general purpose LED task light with features found on higher end models. LEDs are hidden by a diffuser that disperses the light for a smooth even output. Features include 50,000 hour LED life, 80+ CRI and dimmability. Convenient knockouts for ease in installation.



- Direct wire
- Hardwire only
- 3000K color temperature
- Dimmable with TRIAC wall dimmer (see page 11)
- White polycarbonate diffuser hides LEDs
- Fully integrated LEDs with separate driver
- ≥ 80 CRI
- 50,000 hour LED life
- On/off switch
- Multiple knockouts conveniently located
- Includes hardwire connector
- Stamped steel construction
- Low profile - 1-1/8" height
- Available lengths: 12", 18", 21", 24", 33", 42"

Available colors:



Accessories

Included

| Ordering Information | | | | Specifications | | | | | | |
|----------------------|----------|-------------------|--|-----------------|--------|-----|-----|--------|--------|--|
| Size | White | Oil-Rubbed Bronze | | Type | Lumens | LPW | L | W | D | |
| 12 in. | T5L12RWH | T5L12RRB | | 5W SMT-Array | 315 | 63 | 12" | 3-1/2" | 1-1/8" | |
| 18 in. | T5L18RWH | T5L18RRB | | 7.5W SMT-Array | 520 | 69 | 18" | 3-1/2" | 1-1/8" | |
| 21 in. | T5L21RWH | T5L21RRB | | 8.5W SMT-Array | 570 | 67 | 21" | 3-1/2" | 1-1/8" | |
| 24 in. | T5L24RWH | T5L24RRB | | 9W SMT-Array | 630 | 70 | 24" | 3-1/2" | 1-1/8" | |
| 33 in. | T5L33RWH | T5L33RRB | | 13.5W SMT-Array | 950 | 70 | 33" | 3-1/2" | 1-1/8" | |
| 42 in. | T5L42RWH | T5L42RRB | | 16.5W SMT-Array | 1150 | 69 | 42" | 3-1/2" | 1-1/8" | |



Fluorescent
T8

T8 series

Traditional fluorescent task light utilizes T8 energy-saving lamps. Powered by an electronic ballast for instant-on lighting and quiet operation. This series can be ordered with an on/off switch and convenience outlet.



- Direct wire
- 120V electronic ballast
- Optional on-off switch/convenience outlet
- Multiple knockouts conveniently located
- Includes hardwire connector
- Smooth white diffuser
- Sturdy steel construction
- Uses T8 lamps
- Pre-heat options available
- Moderate profile - 1-3/8" height
- Available lengths: 18", 24", 36", 48"

Accessories

Included



Hardwire Connector

| Ordering Information | | | Specifications | | | |
|----------------------|------------------------|----------------|----------------|-----|----|--------|
| Size | Includes Outlet/Switch | | Type | L | W | D |
| 18 in. | T8U15 | | (1) F15T8 | 18" | 4" | 1-3/8" |
| 24 in. | T8U17 | T8U17RCO | (1) F17T8 | 24" | 4" | 1-3/8" |
| 36 in. | T8U25 | T8U25RCO | (1) F25T8 | 36" | 4" | 1-3/8" |
| 48 in. | T8U32 | T8U32RCO | (1) F32T8 | 48" | 4" | 1-3/8" |
| Ordering Information | | | Specifications | | | |
| Size | Pre-Heat | Pre-Heat/Lamps | Type | L | W | D |
| 18 in. | T8U15PH | T8U15PHRT | (1) F15T8 | 18" | 4" | 1-3/8" |



Convenience
outlet option!



Available color:



White



Available color:



White

Accessories

Included



Hardwire Connector

| Ordering Information | | | Specifications | | | |
|----------------------|-----------------------|----------|---------------------|---------|--------|--------|
| Nominal Size | Includes Lamps/Switch | | Type | L | W | D |
| 12 in. | T5U108 | T5U108RT | (1) F8T5 | 12-3/8" | 3-5/8" | 1-1/4" |
| 21 in. | T5U113 | T5U113RT | (1) F13T5 | 21-3/8" | 3-5/8" | 1-1/4" |
| 24 in. | T5U208 | T5U208RT | (2) F8T5 | 24-3/8" | 3-5/8" | 1-1/4" |
| 34 in. | T5U138 | T5U138RT | (1) F13T5, (1) F8T5 | 34-3/8" | 3-5/8" | 1-1/4" |
| 42 in. | T5U213 | T5U213RT | (2) F13T5 | 42-3/8" | 3-5/8" | 1-1/4" |



T5 energy
saving lamps!

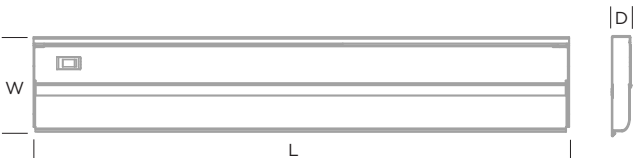
Fluorescent
T5

T5 series

Low profile fluorescent task light utilizes higher output/lower wattage T5 energy-saving lamps. Powered by an electronic ballast for instant-on lighting and quiet operation. This series can be ordered with an on/off switch and lamps included.




- Direct wire
- 120V electronic ballast
- Optional on-off switch/lamps (4100K)
- Multiple knockouts conveniently located
- Includes hardware connector
- Smooth white diffuser
- Sturdy steel construction
- Uses T5 lamps
- Low profile - 1-1/4" height
- Available lengths: 12", 21", 24", 34", 42"



Xenon
NXL


NXL series

Premium Xenon task light in a low profile design. With hardwire, plug-in, and linkable features to adapt to your task lighting needs. Link up to 560 watts. Comes complete with cord & plug, connecting cord, direct connect and hardwire fitting for installation ease. 5,000 hour, 20 watt bi-pin lamps are included. Three color choices and 5 lengths to fit your application.



- Plug-in or direct wire
- Linkable with 12" connecting cable or direct connect up to 560 watts
- 5,000 hour, 20 watt bi-pin lamps included (2700K)
- Dimmable with standard 600 watt wall dimmer
- Tempered frosted glass diffuser
- Multiple back and top knockouts
- Push-in wire connectors for easy wiring
- Includes: connecting cable, cord & plug, direct connector & hardwire connector
- Captive mounting screws
- Sturdy steel construction
- Low profile - 1" height
- Available lengths: 8", 14", 22", 32", 40"

Accessories



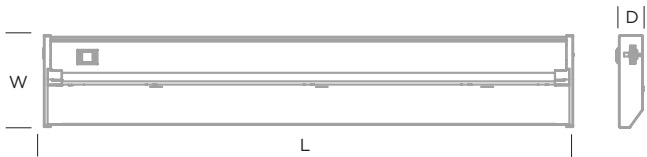
| Ordering Information | | | | Specifications | | | |
|----------------------|----------|----------|-----------|----------------------|-----|--------|----|
| Size | White | Bronze | Stainless | Type 120V | L | W | D |
| 8 in. | NXL120WH | NXL120RB | NXL120SS | (1) 20W Xenon Bi-Pin | 8" | 3-3/4" | 1" |
| 14 in. | NXL220WH | NXL220RB | NXL220SS | (2) 20W Xenon Bi-Pin | 14" | 3-3/4" | 1" |
| 22 in. | NXL320WH | NXL320RB | NXL320SS | (3) 20W Xenon Bi-Pin | 22" | 3-3/4" | 1" |
| 32 in. | NXL420WH | NXL420RB | NXL420SS | (4) 20W Xenon Bi-Pin | 32" | 3-3/4" | 1" |
| 40 in. | NXL520WH | NXL520RB | NXL520SS | (5) 20W Xenon Bi-Pin | 40" | 3-3/4" | 1" |



Linkable!



Available colors:



Additional Accessories
Noble Pro / Noble Series / NXL Series

- White**
- XLCP60WH
 - 60" Cord & Plug
 - XLHBWH
 - Hardwire Box
 - XLCC24WH
 - 24" Interconnect Cord
 - XLCC36WH
 - 36" Interconnect Cord
 - XLCC48WH
 - 48" Interconnect Cord
 - XLCC72WH
 - 72" Interconnect Cord

- Black**
- XLCP60BL
 - 60" Cord & Plug
 - XLHBBL
 - Hardwire Box
 - XLCC24BL
 - 24" Interconnect Cord
 - XLCC36BL
 - 36" Interconnect Cord
 - XLCC48BL
 - 48" Interconnect Cord
 - XLCC72BL
 - 72" Interconnect Cord

- XLC-Clip**
- Clear cord clip with screws (4 pieces)

Compatible Dimmers
for Noble Pro / Noble Series / T5L

| Brand | Model # |
|----------|--|
| Cooper | 6013W |
| Leviton | 6633, 6681, 6621-WWP, 6631-WWP |
| Lutron® | TG-600P, TG-603P, AY600P, MACL153MH, SELV-300P |
| Legrand® | T600WV, WS700TCCCVG |

